


LED Downlight

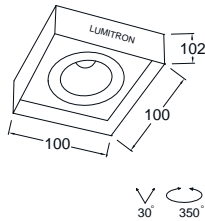
- Die cast aluminium body
- Trim less steel housing
- Anodized aluminium reflector
- Input Voltage: 100-240VAC
- Color Temp: 3300K, 5500K, 6500K
- Power LED: 10W (900-1,100 lumen)
- Power LED: 15W (1,350-1,650 lumen)



ITDL - 9 - 1



LED 10W
LED 15W



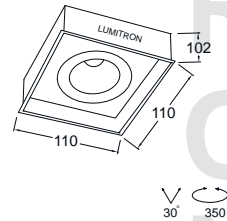
Cut-out 104mm.



ITDL - 10 - 1



LED 10W
LED 15W



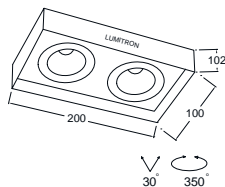
Cut-out 104mm.



ITDL - 9 - 2



LED 2x10W
LED 2x15W



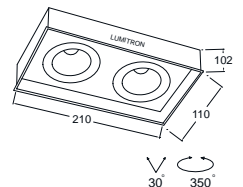
Cut-out 205x104mm.



ITDL - 10 - 2



LED 2x10W
LED 2x15W



Cut-out 205x104mm.



* รายละเอียดทางเทคนิคอาจเปลี่ยนแปลงได้ (Recheck Updated LED Lumens)

LED